

# MAFES Dawg Tracks

March 5, 2018



MISSISSIPPI STATE UNIVERSITY™  
MS AGRICULTURAL AND  
FORESTRY EXPERIMENT STATION

Elevators

People used to take the stairs a lot more often. In days past, elevators were not even an option to get up to the next floor. With buildings being built taller, because of limited property area, and the introduction of regulations in the Americans with Disabilities Act, elevators are a common ride many of us take daily. It's important to not only know how to properly ride elevators, but also what to do if the elevator becomes stalled.




## When boarding and riding elevators:

- Push the elevator call button once for the direction you want to go in.
- Stand clear of the elevator doors and stand aside for exiting passengers.
- If the arriving car is full, wait for the next car.
- Don't attempt to maneuver in or stop closing doors, wait for the next car.
- Hold children and pets firmly.
- Push and hold the DOOR OPEN button if doors need to be held open, or ask someone to push the button for you
- Once on board, quickly press the button for your floor and move to the back of the car to make room for other passengers.
- Stand next to the elevator wall and hold the handrail, if available.

## When exiting elevators:

- Exit immediately at your floor. Do not wait for others behind you.
- Do not push the people in front of you when exiting.
- Watch your step - the elevator car may not be perfectly level with the floor.

## If you are stalled in an elevator:

1. Push the "Door Open" Button  If you are near the landing the door will open. You can slowly and carefully step out of the elevator. Be sure to watch your step as the elevator floor may, or may not, be level with the landing.
2. Remain Calm - If the door does not open, you are still safe. Even if the air temperature feels warm, there is plenty of air circulating in the elevator and its hoistway.
3. Press the Alarm  or Help button and wait for someone to respond to you.
  - In newer elevators, there will be a phone button  instead of an alarm button. When pushed, this will place a call to a party that is trained to take action (i.e. elevator company, alarm company, etc.). It will give the exact location of the building and elevator you are in.
  - Some elevators have a two-way speaker system or telephone that will allow for communication between you and the building or rescue personnel. Do not be alarmed if you cannot be heard or if the phone does not work. Some phones are designed to only receive calls. Trained personnel should call when they arrive at the building.
4. Relax, and DO NOT try to extract yourself from the elevator. NEVER try to exit a stalled elevator car. It is extremely dangerous. ALWAYS wait for trained emergency personnel. Your best course of action is to relax, get comfortable, and wait for professional assistance.

For more info contact – Leslie Woolington  
MAFES /MSU-EXTENSION  
Risk Mgmt. / Loss Control  
(662) 325-3204

Sources:  
<http://www.elevatorhistory.net>  
[http://www.neii.org/safety\\_elevator.cfm](http://www.neii.org/safety_elevator.cfm)